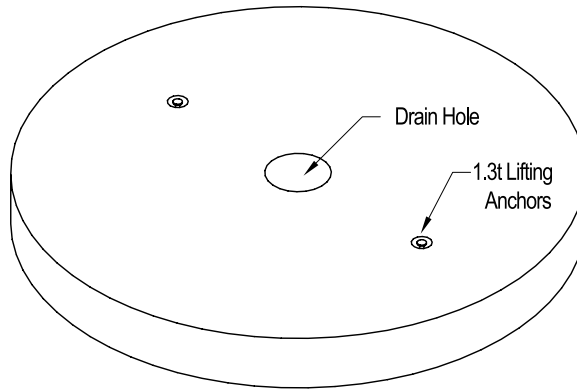
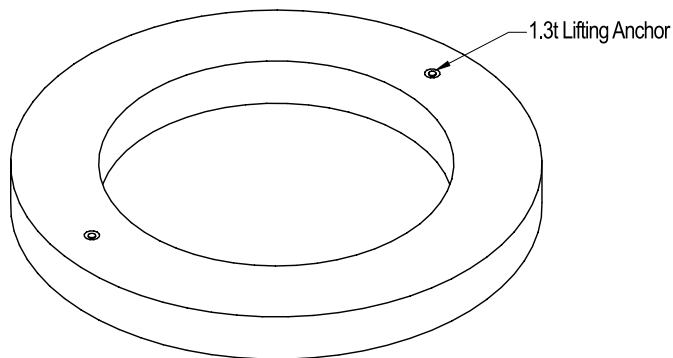


## CONCRETE WELL BASES



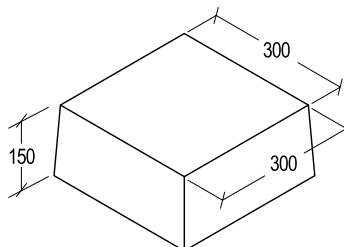
Description	Size	Item N°	Weight
900 Well Base	Ø1100 x 150	230011	328kg
1070 Well Base	Ø1300 x 150	230029	474kg
1200 Well Base	Ø1400 x 150	230037	566kg
1500 Well Base	Ø1700 x 150	230052	802kg
1800 Well Base	Ø2100 x 150	230060	1254kg

## CONCRETE WELL BASE STRIP FOOTINGS



Description	Size	Item N°	Weight
1070 Well Base Strip Footing	Ø1300 x 150	230086	380kg
1200 Well Base Strip Footing	Ø1400 x 150	230094	469kg
1500 Well Base Strip Footing	Ø1700 x 150	230110	720kg
1800 Well Base Strip Footing	Ø2100 x 150	230102	771kg

## CONCRETE WELL BASE BLOCK



Description	Size	Item N°	Weight
Well Base Block	300 x 300 x 150	230185	27.5kg

